

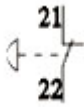

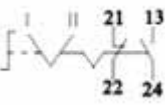

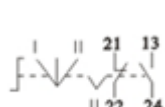
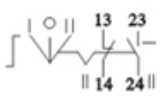
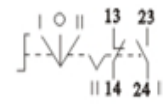
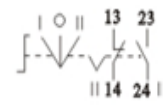
Push Button Switch



Push Button Switch

Parameters of CXB2 Push Button Switch:

Description	Scheme	Contact Type	Diameter	Color	Reference
Flush		N/C		Black	CXB2-BA21
				Green	CXB2-BA31
				Yellow	CXB2-BA51
				Blue	CXB2-BA61
		N/C		Red	CXB2-BA42
(Mushroom head)		N/C	Φ40	Red	CXB2-BC42
		N/C	Φ60	Red	CXB2-BR42
Latching mushroom head “emergency stop” pushbutton					
Push-pull Reset			Φ40		CXB2-BT42
			Φ30		CXB2-BS442

		Φ40		CXB2-BS542
		Φ60		CXB2-BS642
Key mushroom head		Φ40		CXB2-BS142
Selector switches	Scheme			
Description		Contact		Operator handle
2 positions stay put		N/O		Standard
				Long
		N/O+N/C		Standard
				Long
2 positions, spring return from right to left				Standard
				Long
2 positions, spring return from right to left				Standard
				Long
3 positions stay out				Standard
				Long
3 position stay put 2 spring return				CXB2-BD53
				CXB2-BJ53
	Contact type	Key position removal		Reference
2 position stay out	N/O	Left		CXB2-BG21
	N/O+ N/C	Left		CXB2-BG25
2 position stay out 2 spring return	N/	Left		CXB2-BG61
	N/O+N/C	Left		CXB2-BG65
3 positions stay out	N/O+N/O	Center		CXB2-BG33
3 positions stay out		Left & Right		CXB2-BG53